


N series

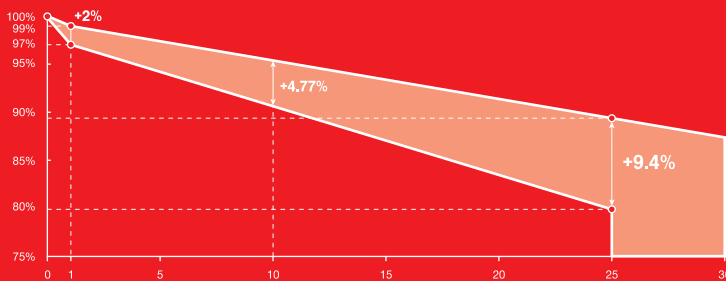

182 N-type Bifacial Module

555W ~ 585W

 **12** years product workmanship warranty

 **30** years linear power output warranty

 **1%** 1st-year degradation
0.40% annual degradation



 Conventional  LESSO Solar Module

FEATURES AND BENEFITS



Topcon technology, higher power generation.



High density packaging, improving energy density.



Even cloudy or foggy days, better weak illumination response.



Zero LID, increase power generation.



Better temperature coefficient, more power generation.



Higher power output, lower bos cost.



Multiple weather, resistance tests, wider applicability.



Double-sided generation, powerfully energy boost.

LESSO 182 N-type Bifacial Module (72)



Power Range
555W ~ 585W



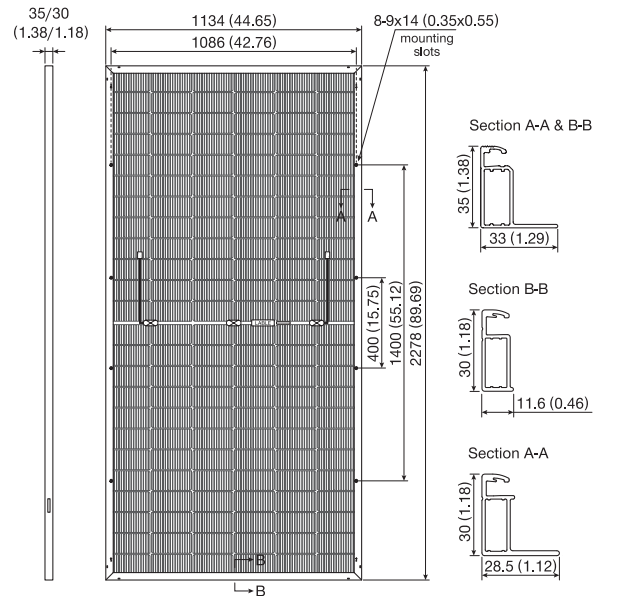
Power Output Tolerance
0W ~ +5W



Maximum Efficiency
22.65%

Structure Performance

Solar Cell Type	182mm N-TOPCon Mono Cell (Half Cell)
Solar Cell Arrangement	144pcs(6×24)
Module Dimension	2278×1134×35/30mm (89.69×44.65×1.38/1.18inches)
Weight	32.3kg (71.21lbs) (35mm (1.38 inches)) 31.2kg (68.78lbs) (30mm (1.18 inches))
Front Glass	2.0mm (0.08inches), highly transparent tempered glass with anti-reflective coating
Frame	Anodized Aluminum Alloy
Junction Box	IP68 rated
Cable	4mm ² (IEC), 12 AWG(UL) portrait 450mm (17.72in.) (+), 250mm (9.84in.) (-), landscape 1200mm (47.24in.) (+), 1200mm (47.24in.) (-) or customized
Diode Quantity	3 pcs
Front side / Rear side	5400pa / 2400pa
Connector	MC4 Compatible
Per Pallet	31pcs (35mm (1.38 inches)) / 36pcs (30mm (1.18 inches))
Per Container(40'HQ)	620pcs (35mm (1.38 inches)) / 720pcs (30mm (1.18 inches))

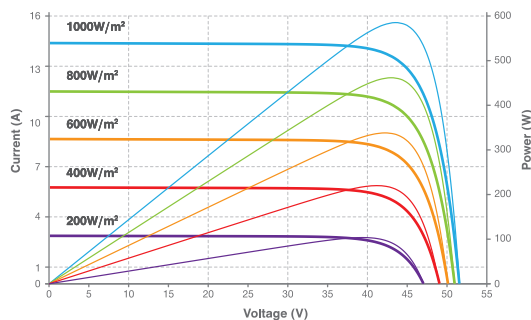


Electrical Performance Parameters

Model Type	555C(HBD)72(182)		560C(HBD)72(182)		565C(HBD)72(182)		570C(HBD)72(182)		575C(HBD)72(182)		580C(HBD)72(182)		585C(HBD)72(182)	
	STC	BNPI	STC	BNPI	STC	BNPI	STC	BNPI	STC	BNPI	STC	BNPI	STC	BNPI
Testing Condition	STC	BNPI	STC	BNPI	STC	BNPI	STC	BNPI	STC	BNPI	STC	BNPI	STC	BNPI
Nominal Max. Power P_{MAX} (W)	555	612	560	617	565	623	570	628	575	634	580	639	585	645
Max. Power Voltage V_{MP} (V)	41.92	42.00	42.11	42.19	42.30	42.38	42.45	42.53	42.60	42.69	42.75	42.84	42.89	42.98
Max. Power Current I_{MP} (A)	13.24	14.58	13.30	14.64	13.36	14.71	13.43	14.79	13.50	14.86	13.57	14.94	13.64	15.02
Open Circuit Voltage V_{OC} (V)	51.42	51.41	51.62	51.61	51.82	51.81	52.02	52.01	52.22	52.21	52.42	52.41	52.62	52.61
Short Circuit Current I_{SC} (A)	14.03	15.49	14.09	15.56	14.15	15.62	14.21	15.69	14.27	15.75	14.33	15.82	14.39	15.89
Module Efficiency (%)	21.48		21.68		21.87		22.07		22.26		22.45		22.65	

* STC: Irradiance 1000W/m² (0.65W/sq.in), Cell Temperature 25°C (77°F), Air Mass AM1.5; BNPI: Irradiance 1000W/m² (0.65W/sq.in) + ϕ * 135W/m² (0.09W/sq.in); Power measurement tolerance \pm 3%.

Current-Voltage & Power-Voltage Curve (585C)



Bifacial Output-rearside Power Gain

Gain	Maximum Power		P_{MAX} (W)								
	P_{MAX} (W)	(%)	583	588	593	599	604	609	614	619	624
5%	Maximum Power	P_{MAX} (W)	583	588	593	599	604	609	614	619	624
	Module Efficiency	(%)	22.56%	22.76%	22.97%	23.17%	23.37%	23.57%	23.78%	23.98%	24.18%
10%	Maximum Power	P_{MAX} (W)	611	616	622	627	633	638	644	649	654
	Module Efficiency	(%)	23.63%	23.85%	24.06%	24.27%	24.48%	24.70%	24.91%	25.12%	25.33%
25%	Maximum Power	P_{MAX} (W)	694	700	706	713	719	725	731	737	743
	Module Efficiency	(%)	26.86%	27.10%	27.34%	27.58%	27.82%	28.07%	28.31%	28.55%	28.79%

Temperature Characteristics

Nominal Module Operating Temperature	44 \pm 2°C (111.2 \pm 35.6°F)	Temperature Coefficient (V_{OC})	-0.25%
Temperature Coefficient (I_{SC})	+0.043%	Temperature Coefficient (P_{MAX})	-0.30%

Maximum Parameters

Working Temperature	-40~+85°C (-40~+185°F)
Maximum System Voltage	1500V DC
Nominal Maximum Fuse Current	30A