

# LESSO



LRSR205V50AH-LFP

LRSR307V50AH-LFP

LRSR410V50AH-LFP

## Residential Stacked Energy Storage

LSRS series battery packs are stack type residential lithium batteries, designed entirely for residential ESS applications. With our battery technology, you can easily combine it with any mainstream inverter in different scenario to save your electrical bill & back-up your power during grid outage or when power is unavailable.

### Features



#### Safety

Safer lithium iron phosphate, designed to comply with IEC, UL standards.



#### Wide compatibility

Compatible with multiple brands of mainstream inverter use.



#### Convenient installation

The installation can be completed by simple stacking.



#### Long-lasting

15 years life design. Long cycle life and superior performance.



#### Scalability

10.24 KWh ~ 20.48 KWh can be extended.



#### WiFi optional




WiFi configuration is optional.



CONFORMS TO ANSI/CAN/UL STD.1973

UL1973  
UN38.3



Items	LSRS205V50AH-LFP	LSRS307V50AH-LFP	LSRS410V50AH-LFP
			
Number of battery modules	2	3	4
Manage battery energy	10.24kWh	15.36kWh	20.48kWh
Nominal voltage	204.8V	307.2V	409.6V
Operation voltage range	185.6V~233.6V	278.4V~350.4V	371.2V~467.2V
Manage battery capacity	50Ah		
Max. charge current	50A		
Max. discharge current	50A		
Communication to inverter	CAN / RS485		
Wifi	Support		
Display	SOC status indicator LED		
IP rating	IP55		
Cycle life	6000 Cycles @25°C @70%EOL @0.2C charge & 0.5C discharge, 90% DOD		
Battery module weight	≈ 60kg		
Module dimension (L*W*H)	630*440*590 mm	630*440*745 mm	630*440*900 mm
Cell type	LFP - Lithium iron phosphate (LiFePO <sub>4</sub> )		
Design life	15 years (25°C/77°F)		
Charge temp. range	0~50°C(32~122°F)		
Discharge temp. range	-10~50°C(14~122°F)		
Operating temperature	Charge:0~50°C(32~122°F) Discharge: -10~55°C (14~131°F)		
Relative humidity	5%~95%		
Install altitude	≤4000m		
Certification	CE / IEC62619 / UL1973 / UL9540A/UN38.3		

1. Test conditions: 90% depth of discharge (DOD), 0.2C rate charge & discharge at 25°C.
2. Charge/discharge derating occurs when the operating temperature from -20°C to 5°C & 45°C to 55°C.
3. The maximum charge and discharge is 1C, the maximum requested charge and discharge current size according to the agreement when connected to the inverter.